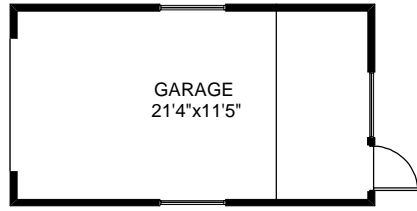
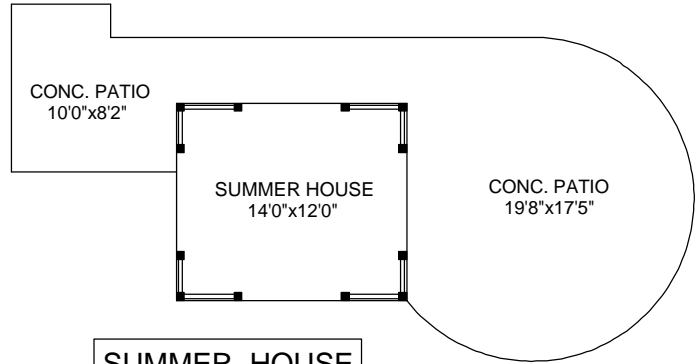


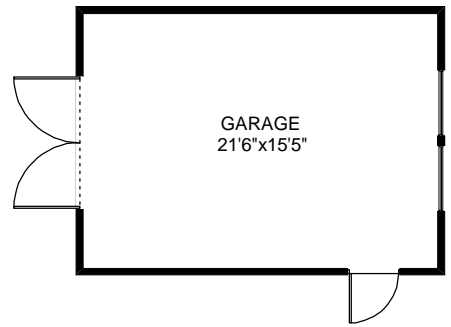
LOWER FLOOR
1257 SQ.FT



GARAGE
272 SQ.FT

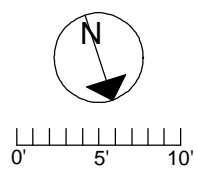


SUMMER HOUSE
168 SQ.FT



GARAGE
364 SQ.FT

	FINISH SQ. FT.	UNFINISH SQ. FT.	TOTAL SQ. FT.
MAIN	1650	0	1650
UPPER	1220	0	1220
LOWER	675	582	1257
TOTAL	3545	582	4127
GARAGES	0	636	636
CARPOR	0	241	241
PATIOS	0	831	831
DECKS	0	390	390
SUMMER HOUSE	0	168	168
*STORAGE	0	342	342



MEASURED ON: 02/21/05
DRAWING FILE: 0780

Tafe Measure VICTORIA, B.C.
Ph. 883-8894
www.tafemeasure.com